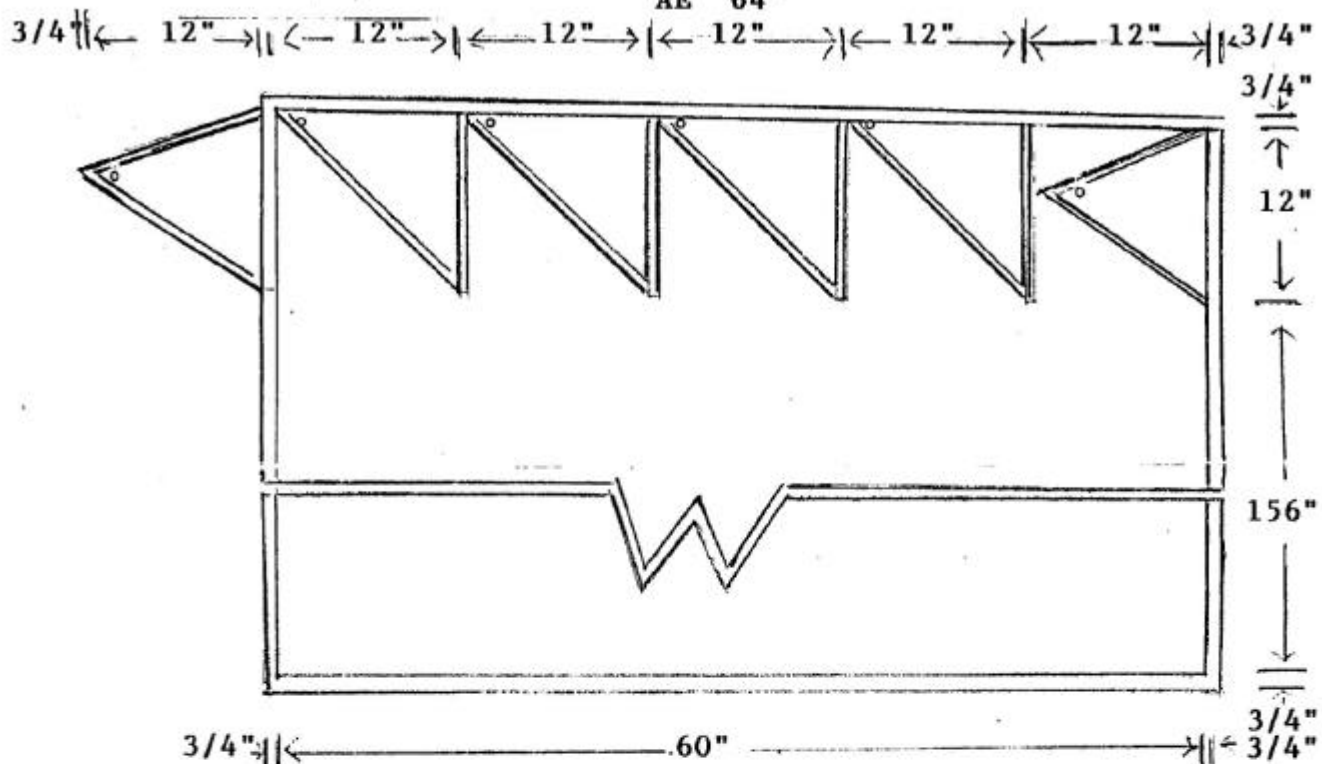


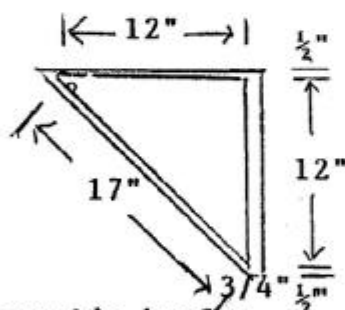
SKYSIGN OR BEDSHEET KITE (Allée)

M/M 5-24 4.8

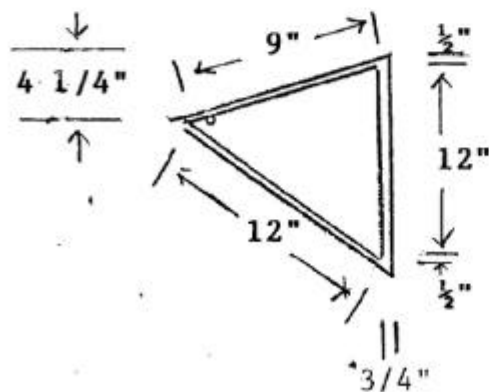
AE 64°



4 keels:



2 outside keels;



1. Mark the $\frac{1}{2}$ " and $\frac{3}{4}$ " lines on the six keels. Hem the $\frac{1}{2}$ " sides
2. Sew the $\frac{3}{4}$ " marking on the keel to the flat sheet at indicated positions
3. Sew down the edges of the keels adjacent to the $\frac{3}{4}$ " markings to make a sleeve for insertion of $\frac{1}{8}$ " dowels
4. Sew, tie-in or cement the six dowels into the pockets formed by the sewing at the $\frac{1}{2}$ " and $\frac{3}{4}$ " markings

Cut six $\frac{1}{8}$ " dowels 12" long

Make six bridles 7-feet long from keel to towing point