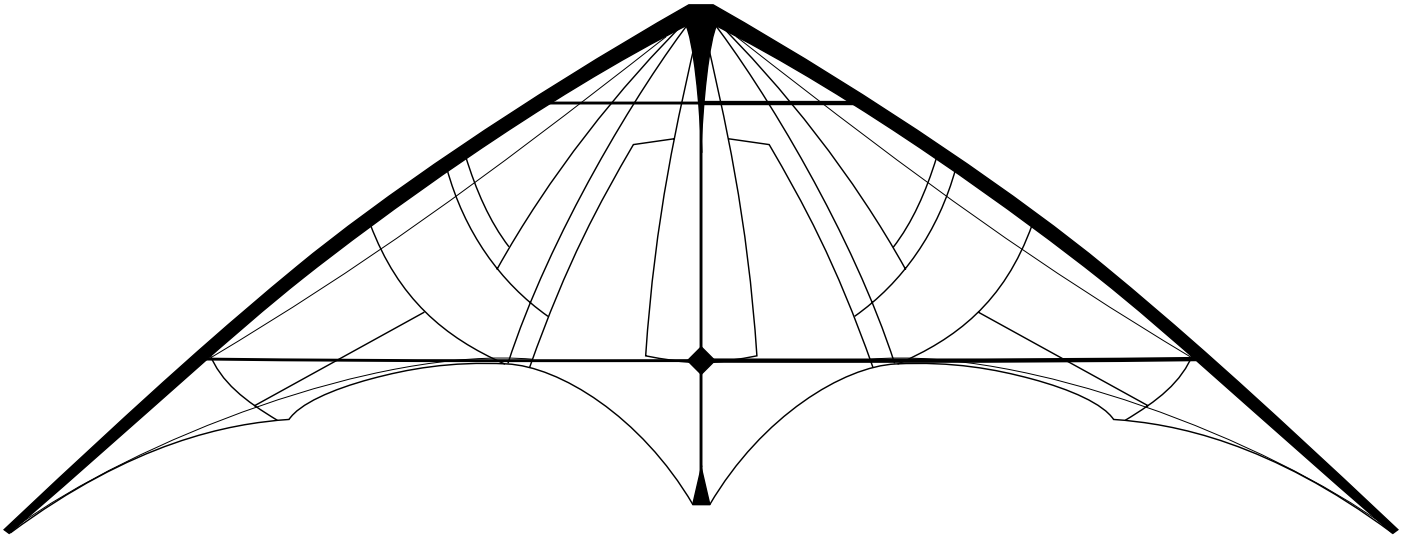


THE HORIZON

by frederik strobbe

THE PLAN 1.01







I designed the Horizon about 5 years ago for a Belgian firm that made beginners-kites and wanted a trick-kite but the project didn't get any further than a few prototypes, the buildquality was just to poor and it wouldn't get any better so the project was cancelled.

Since then I've build several Horizon's, they are really fun to fly and able of the most modern tricks, it's a quite radical kite (partly because of the bridle adjustmend that brings the nose forward at a relatively sharp angle and with airbrakes between the whiskers to work as balance against that bridle adjustment)

In a few words you can describe the Horizon as a kite that puts a smile on your face, just fun flying, no worries when tricks sometimes fail (re-coveries are easy)

If you have any questions or advice concerning the plan, please mail:
frederik.strobbe@ducaticlub.be



MATERIAL LIST HORIZON:

4x APA connectors 6mm/6mm
4x APA T-pieces/spreadergrabbers 7mm
2x APA T-pieces/spreadergrabbers 6mm
4x 3mm sailgrabbers
1x cross piece 6mm/6mm
7x 6mm endcaps
4x 3mm endcaps
4x 2mm endcaps
2x 6mm splitnocks
15cm 6cm wide seatbelt
10cm 2cm wide velcro
4m 5cm wide dacron (LE)
3m 25mm wide spinnaker (TE)
2x SkyShark PT5 (82,5cm)
3x 1,5m 6mm exel extreme Carbon rods
1x Skyshark inner connector (or 8cm
6mm Carbon)
1x 1m 3mm Carbon
1x 50cm 2mm Carbon
9m Bridle Line +/- 40kg
icarex P-31 sail / mylar

INFO ON THE FRAME:

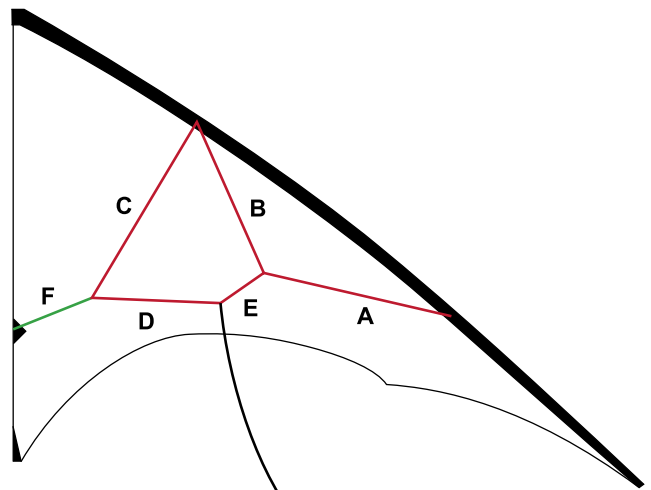
1x 6mm Upper spreader: 52,7cm
2x 5PT Lower spreader: 70,3cm
1x 6mm Spine: 70cm
2x 6mm Leading edge: 130cm
4x 3mm whiskers: 19,3cm
2x 2mm outer whiskers: 17,8cm

(it could be that the outer whiskers need to be just a bit longer or shorter, make sure there's a little bit tension on the sail, but certainly not too much)

INFO ON THE BRIDLE:

A: 45cm **B:** 37,5cm **C:** 31,5cm
D: 38cm **E:** 14cm **F:** 21cm

(note: these are not the lengths that the lines must be cut, but that the bridle lines must measure between the knuts or frame)

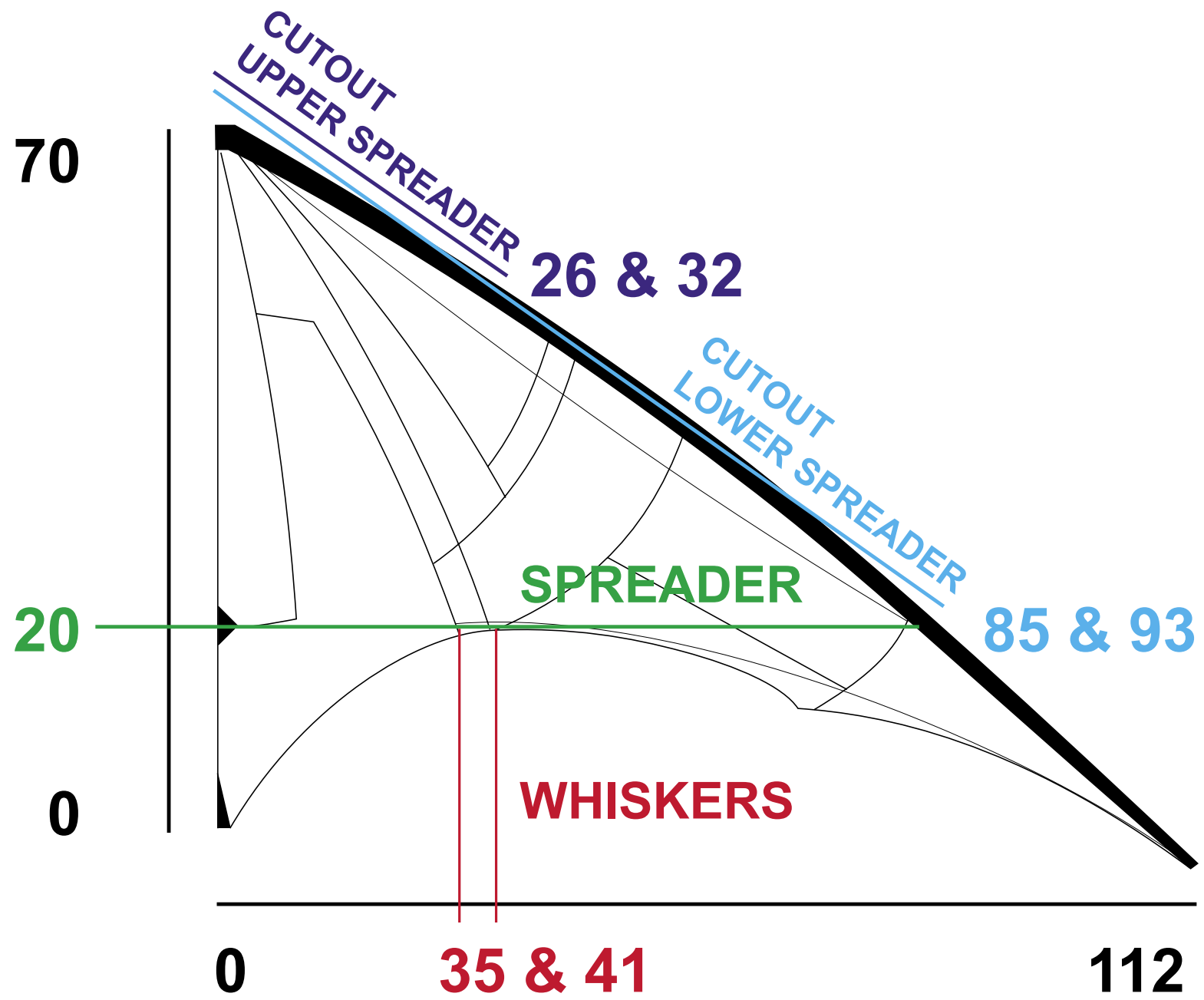


INFO:

Comments on the buildingprocess will
follow as soon as possible...

HORIZON COÖRDINATES

Horizontal	Trailing Edge (Vertical)	Leading Edge (Vertical)
0cm	0cm	70cm
2,2cm	0cm	70cm
3cm	1,1cm	70cm
5cm	3,9cm	69,3cm
10cm	8,4cm	67,7cm
15cm	11,7cm	66cm
20cm	14,1cm	64,2cm
25cm	16,2cm	62,4cm
30cm	17,7cm	60,5cm
35cm	18,8cm	58,5cm
40cm	19,8cm	56,4cm
45cm	20,7cm	54,1cm
50cm	21,5cm	51,8cm
55cm	22cm	49,3cm
60cm	21,9cm	46,7cm
65cm	20,9cm	43,9cm
70cm	19,1cm	40,9cm
75cm	19,2cm	37,6cm
80cm	19cm	34,3cm
85cm	18,6cm	31cm
90cm	17,7cm	27,5cm
95cm	16,5cm	24,9cm
100cm	14,9cm	20,4cm
105cm	12,8cm	16,8cm
110cm	10,2cm	13,1cm
111,5cm	/	12cm



HORIZON PANEL LAY-OUT

